

Cost Overview*

Home Care Package Fees & Pricing

As a not-for-profit organisation, we are proud to always put people first. We provide exceptional quality, tailored home care support, delivered by a team of people who genuinely care about your needs, your lifestyle and your budget.

In all our communications and pricing, we are clear, open and transparent.

Benetas Home Care has:

- X** No basic daily fee
- X** No entry or exit fees
- X** No hidden costs



Would you like to compare some home care options? Try our online pricing calculator: benetas.com.au/homecare

Receiving Approval of your Home Care Package

Once you have been assessed by My Aged Care and receive your 'Approval' letter, you're well on your way to being assigned a home care package.

The level of the package you're assigned will depend on your personal needs and circumstances.

When you receive your 'Assignment' letter (usually around 6-12 months after your 'Approval' letter) you have 56 days to select your home care provider and work with them to choose the in-home services that suit your needs and budget. We can work with you in a variety of ways to make this easy, stress-free and ensure you're getting the best value from your home care package.

At Benetas, here's how it works:

Your Eligibility

The government contributes to your package, and then you choose a Provider. (We hope you choose Benetas, and we'd be pleased to walk you through everything you need to know, starting with pricing and care planning).

Our Fees

At your intake session, we'll talk through our upfront fees, with our full pricing schedule. We deduct our fees first so you know what you have to plan out your services. We have 2 simple fees as follows:

- Care Management Fee (You choose, at Step 1*)
- Package Management Fee (This is the same for all customers)

Step 1: Choosing your Care Management*

When you choose Benetas as your home care provider, you have the option to select the type of care management that works for you.

Fully Supported

This is our most comprehensive care management service. We recommend this service if you'd enjoy the security of receiving expert guidance and support to manage your home care package and any complex matters that may arise.

Cost: 20% of home care package budget

OR

Partnership

We recommend this care management option if you don't need a lot of help managing your care plan, with less complex care that typically requires phone support.

Cost: 17% of home care package budget.

Your Services

After deducting fees, you'll clearly see the funds and hours you have left for us to help you create your perfect care plan.

SCENARIO #1: Choosing a Fully Supported Care Management option



Ray and Rosa

Ray is retired and has dementia. Rosa is a part-time librarian. Rosa is Ray's primary carer, which means she's had to give up most of her exercise and socialising. Ray is assigned a Level 4 home care package after being income tested (\$4,898.10 per month).

The couple choose our **Fully Supported Care Management** option and receive **comprehensive assistance** (20% fee for our dedicated Care Advisors and ongoing care plan management, and 15% fee for administration and package management)

Ray's dedicated Client Advisor helps Rosa to develop the following plan:

Service	Time	Duration
 In-home respite	1.5 hrs	twice weekly
 Household Tasks & Cleaning	2 hrs	per fortnight
 Personal Assistance	1hr	3 days a week
 Nursing	1hr	weekly

Ray will utilise the remaining **\$282.20** towards some future home modifications. *This is an illustrated example only. Pricing example is based on a calendar month over a year, and therefore may not reflect the exact figure on your monthly statement.

SCENARIO #2: Choosing a Partnership Care Management option



Katherine




Katherine loves walking her dog and playing tennis. Katherine is worried about becoming socially isolated if her health declines. She is assigned a Level 2 home care package after income test (\$1,484.70 per month)

Katherine chooses our **Partnership Care Management** option and uses our online calculator to estimate her care plan which includes:

She prefers to be in complete control and refer her own services (17% fee for our support planning and care management, and 15% fee for administration and package management)

Katherine utilises the online calculator at benetas.com.au/home-care

Postcode 3056 + Level 2 + Partnership = **\$902.50**

Service	Time	Duration
 Meal Preparation	1hr	per week
 Household Tasks & Cleaning	1.5 hrs	per fortnight
 Social & Community	1hr	per week

Katherine allocates the remaining **\$93.43*** toward physiotherapy to achieve her wellness goals. *This is an illustrated example only. Pricing example is based on a calendar month over a year, and therefore may not reflect the exact figure on your monthly statement.